


FINAL VERSION: BASE FLOOR PLAN

Convert your rough draft to the final version of the house.





You may also design the surrounding area, which would be considered the yard.




FINAL VERSION: WALLS

The inside walls of your tiny house are where you will add furnishings, create doors, windows, and finish out the design.



FINAL VERSION: ROOF & CEILING

Include any remaining items on the roof and ceiling.
Add other items you think would go on a house ceiling.



The dark outline is inside your house.
There is a single row that will hang over
the side. You could add lighting or other
home decorations to it.